

for DCI, steel and AC pipes

Please specify pipe material on order !

for under pressure drilling

up to DN 600 mm on request

Order no.	Version		Dimensions/DN										
			50	65	80	100	125	150	200	250	300	350	400
3800	with female threaded outlet	1"	●	●	●	●	●	●	●	●	●		
		1¼"	●	●	●	●	●	●	●	●	●		
		1½"			●	●	●	●	●	●	●	●	
		2"			●	●	●	●	●	●	●	●	●

larger sizes on request; surcharge for electrical earthing arrangement

up to PN 16

Design features

- stainless steel rubber insulated strap
- solid epoxy powder coated body
- flexible wrap around straps for easy installation
- favourable angle of contact
- the saddle seal is moulded to fit the pipe diameter and is prefixed in the saddle body
- easily accessible nuts with stainless steel dished washers
- can be pressure tested from both directions

Drilling instructions

Drilling:

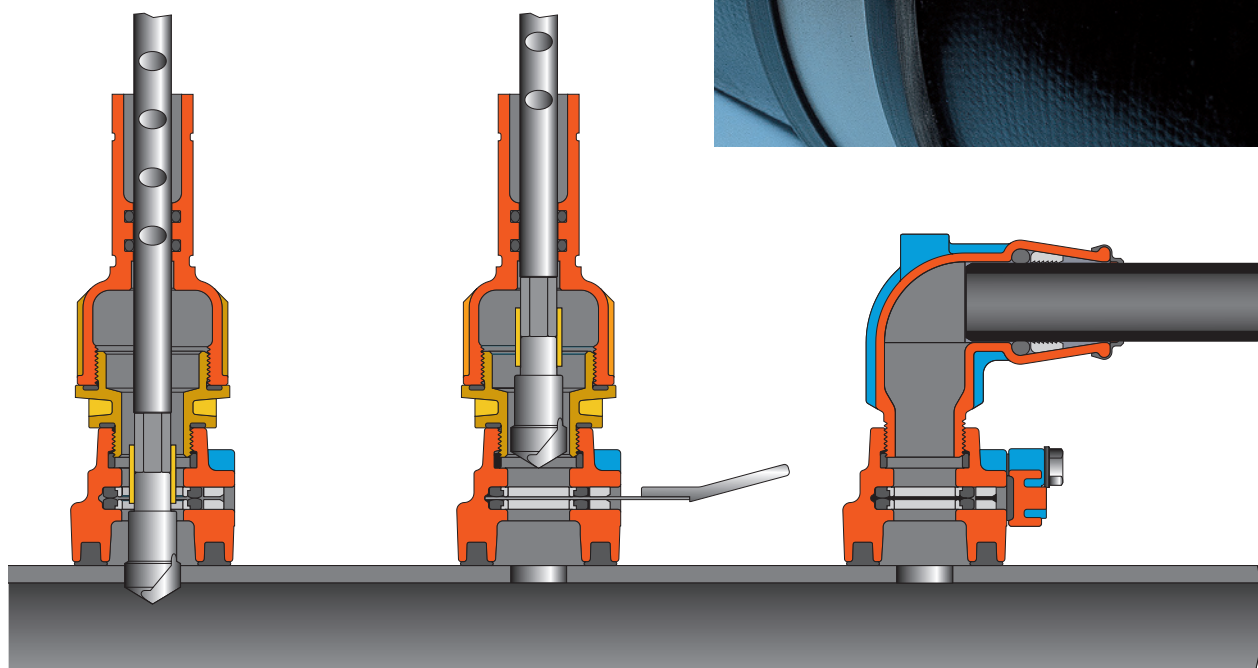

drill the pipe with a drilling machine (Hawle drilling machines, see special leaflets) — retract the drill

Shut-off:

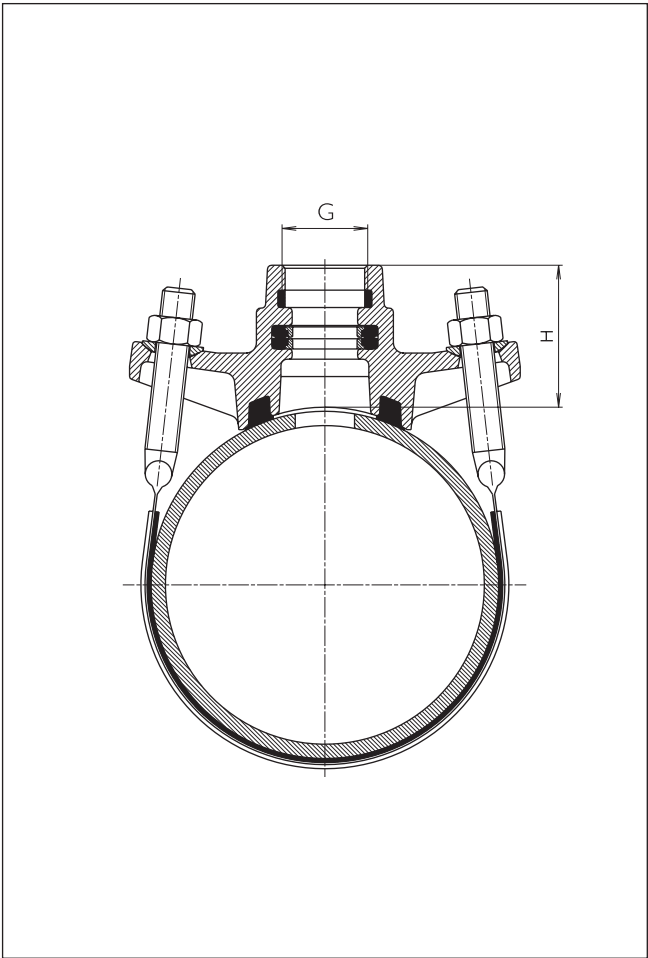
lubricate the saddle blade (Order no. 8401) — insert it — shut-off

Connection:

connect the pipe — remove saddle blade — cover must be replaced (to ensure water tightness)



Shut-Off Saddle with O ring



No. 3800
Shut-Off Saddle with O ring
with female thread outlet ISO 228

- Material:**
- Saddle body: ductile iron - DIN 1693, epoxy powder coated
 - Cover: POM, glass fiber reinforced
 - Seals: elastomer, suitable for potable water
 - O ring carrier: POM
 - Strap: 1.5 mm gauge, stainless steel 1.4571 - DIN 17006 (X10CrNiMoTi 18 10)
 - Strap insulation: elastomer
 - Bolts: M 16 - stainless steel 1.4308 - DIN 17006 (G-X6CrNiMo 18 10)
 - Nuts: DIN 934, stainless & acid resistant steel 1.4401 - DIN 17006 (X5CrNiMo 18 10) (molybdenum coating)

Threaded outlet G		Dimensions/DN										
		50	65	80	100	125	150	200	250	300	350	400
1"	Weight kg	2,10	2,10	2,60	2,70	3,10	3,20	4,00	4,60	4,70		
	H	67	68	69	69	70	70	80	82	82		
1¼"	Weight kg	2,10	2,10	2,70	2,70	3,20	3,30	4,10	4,70	4,70		
	H	70	71	72	72	73	73	80	82	82		
1½"	Weight kg			3,00	3,00	3,60	3,70	4,30	4,90	4,90	6,60	
	H			73	73	74	74	80	82	82	78	
2"	Weight kg			3,10	3,10	3,80	3,80	4,60	5,30	5,40	6,40	6,60
	H			78	78	78	78	81	83	83	78	78